

We win lots of tenders and cooperate with famous brands including fortune 500 companies



We Take Care Your Health



Shantou Easywell Electronic Technologies Co., Ltd



Shantou Minston Medical Instruments Co., Ltd



manager@medical-equipment-cn.com
danson_lau@hotmail.com
minstonexport@aliyun.com
medicalsupplier86@aliyun.com

www.easywellmedical.com



86-754-88481863
86-754-88889736



86-754-88481864



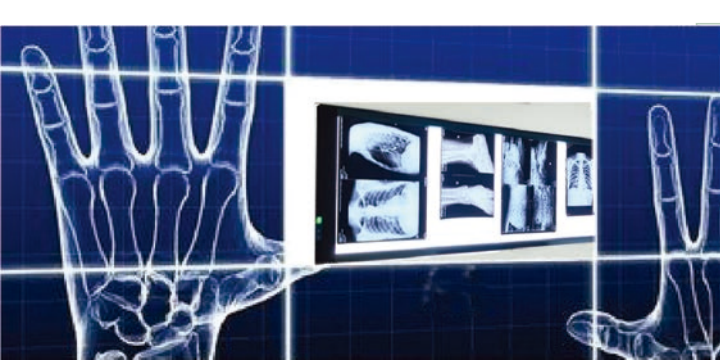
Minston Medical Instrument Co., Ltd. will keep the right of final explanation about above products.



NEGATOSCOPE



The original manufacturer of LED medical x-ray viewer



radiology Negatoscope

As the purchase model of the world top 500 company and regular overseas tender winner, MST-4000 series LED X-ray film viewer use optimum quality materials, own the complete function and offer the affordable price. Compared with other brands, our advantage is obvious and attractive


Features

01

The premium high and very uniform illumination, be suit for clinic to observe CT,MR,X-Ray film or for photographers. >4000cd/cm2




VS




Lower illumination for Other brands

02

The design of thickness < 2.5cm. It is easy for installation with high space utilization rate and good- looking.



VS



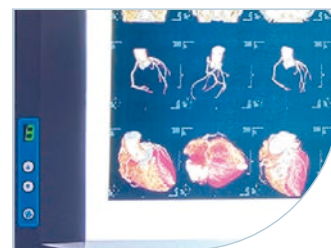
More thickness for Other brands

03

Light touching button to adjust lightness, figures to show the lightness state in the display screen

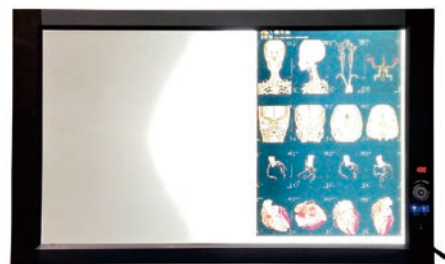


MST Series: Uniform ,stated high light intensiy and sharp border when separated panel work

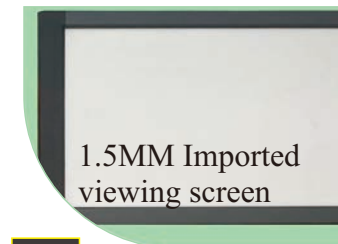


04

The screen would light up automatically when inserting the film and light off when taking off the film



Other brand: The light desperse to the other panel, intensity decrease and not uniform if separated panel work




05


off
on



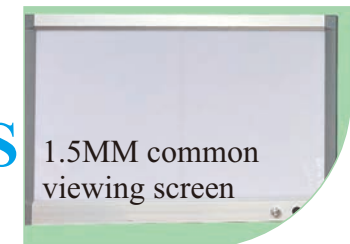
VS



off
on



VS



off
on



6mm Mitsubishi light board,more thickness higher cost,fully light absorbing




06

The viewing screen and light-guiding panel are made by Mitsubishi Japan, excellent degree and uniformity, not easy to be yellow discoloration.


Back Light:More light, more heating, more maintainace, light channeling

VS




07

Built-in AC to DC rectifier ,energy saving and safety to the users, space saving without external adaptor. advance PMW technology




VS



08

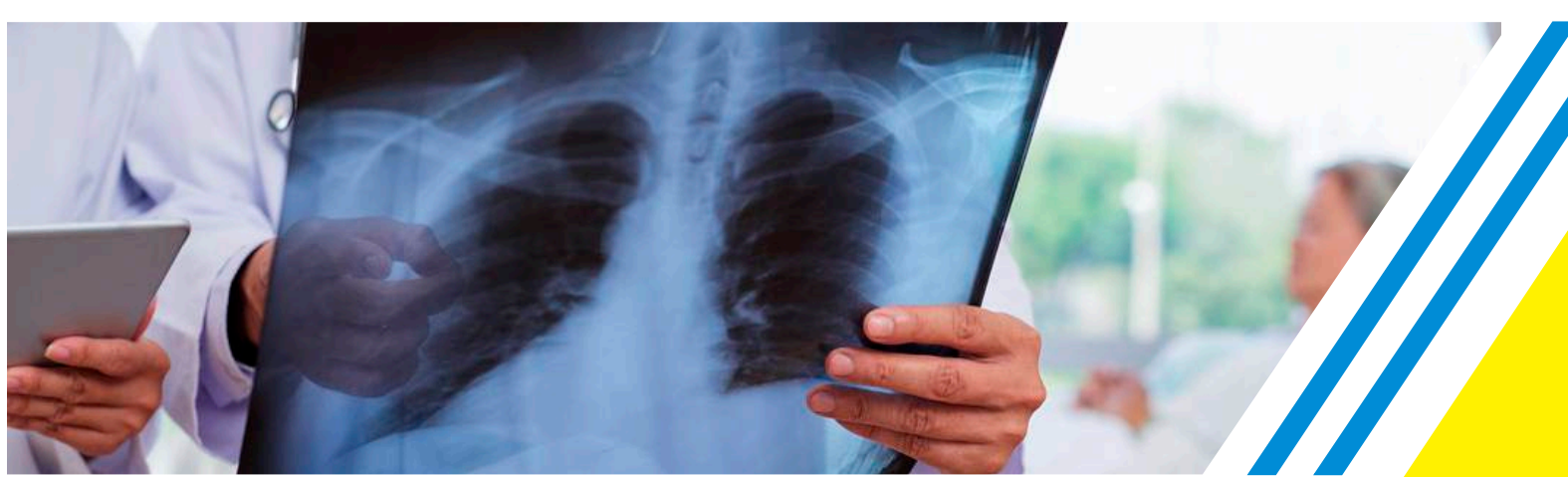
Alluminium alloy frame with polishing and oxidized process, high hardness and high quality



09

High color temperature and illumination emitted by the LED light bar, LED light source with long lifespan up to 100,000 hours.





MST-4000 Series LED X-ray Illuminator not only bring vision effect, but also have more practical utility. The light diffusing systems provide much more uniformity illumination and intensity. The compact design and enamel finish ensure the durability. Even more, our cost-effective control keep supporting the most competitive price in the world.



- Ultra-thin negatoscopy-----saving space
- Ultra-high illumination-----comprehensive application
- Low thermal and UV resistance----- more healthy
- Lead free ----- environment protection

Specification

Technical Data				
Union No.	Single Panel	Double Panel	Triple Panel	Quadruple Panel
Model	MST-4000I	MST-4000II	MST-4000III	MST-4000IV
Frame size	510X500X25mm	857X500X25mm	1223X500X25mm	1589X500X25mm
Visual size	361X442mm	714X442mm	1080X442mm	1446X442mm
Light Power	24W	48W	72W	96W
Light source	48 LEDs	96LEDS	144LEDS	192LEDS
Life span	100,000 hours			
Color tem	9300K			
Illumination	0-4500cd/m2			
Voltage	AC90-240V 50/60Hz			

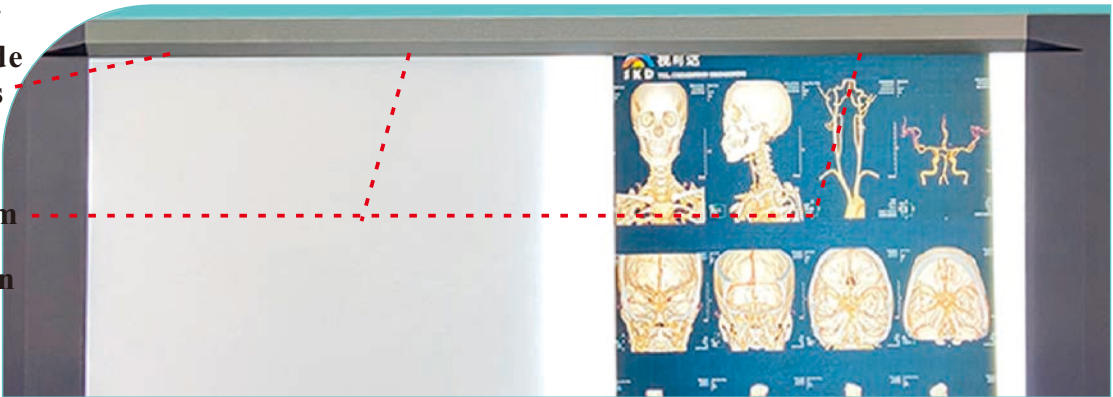
LED X-ray negatoscope

Functions & Structures

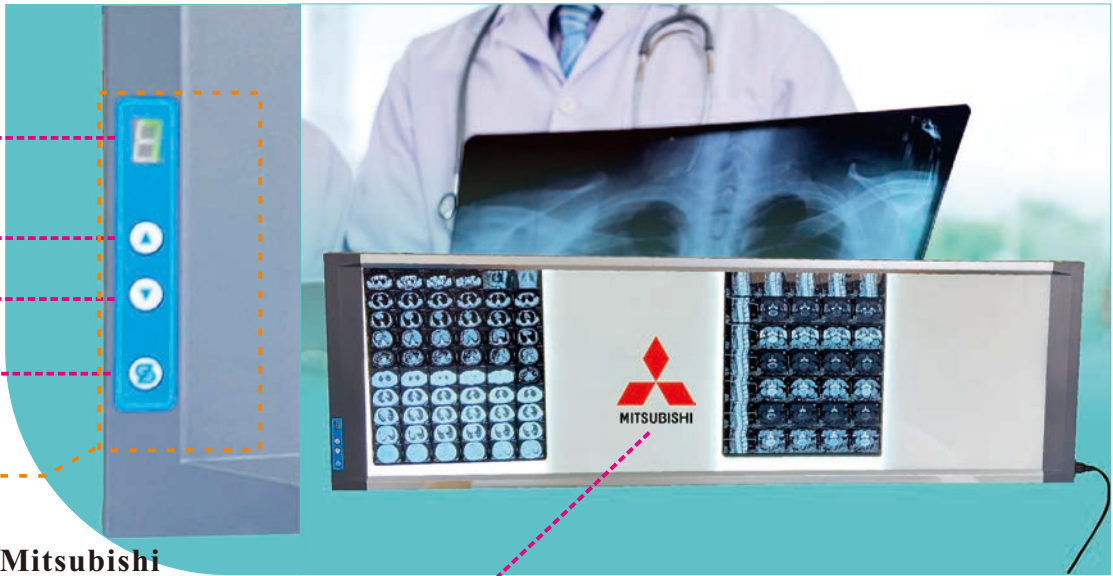
Full alluminium rear cover and up&down frame is made of advanced electrophoresis aluminum alloy

Advanced film cliper system

Auto film activation function



- Digial display
- Light intesity up
- Light intensity down
- Auto film activation
- Low voltage PWM digital control technology




- ★ Film activation:
When the film is plugging in , the illuminator auto turns on, and turns off when the film is taken out.
- ★ Separate activation:
If more than one panel, the illuminator will only lights on the bank which there is x-ray film plugging in.

Main Power switcher

Built-in AC to DC rectifier ,energy saving and safety to the users, space saving without external adaptor.

AC power input

The design of thickness < 2.5cm. It is easy for installation with high space utilization rate and good- looking.





NEGATOSCOPE

MST-4000 Series

Under the exemplary leadership and guidance of our expert professionals, we have been able to emerge as a trusted manufacturer and supplier of LED x-ray viewer. MST-4000 series LED X-ray negatoscope is very mature, affordable and widely applied with various medical film with different density.

With high demand in the market, this model won lots of project and tenders ,and deeply cooperated with many famous brands in the world

MST-4000I
Single union

A Standard type
with wall mounted hole at the back board



The excellent selected material.
Slim, Durable and Effective.
Environmental protection--No UV Emission.
Long Life LED 100000 hours.
Decreasing eyes fatigue.
Noiseless and energy saving.
It is more suitable for viewing medical film


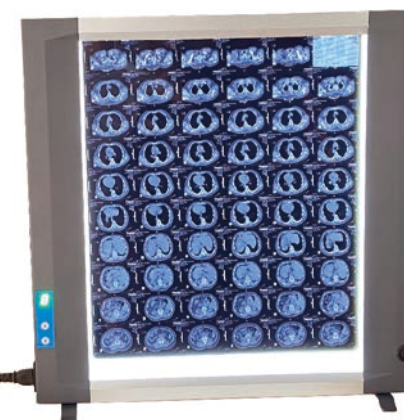
The excellent film clamping set.
Imported acrylic plate
High frequency digital PMW technology
Light touching button to adjust lightness,
Figures to display lightness state.
Automatic sensing function.



X-RAY NEGATOSCOPE
Better Way To Better Care


Provide you with more clearer imaging

B Desktop type (option)
with one pair table stand parts



Light touching button to
adjust lightness, figures to
display lightness state

Wall mounted hole



Desktop accessories
High quality aluminium rear cover

C Mobile type (option)
with mobile stand

Objective to solve the problem of observing the
patient's image film by hospital ward rounds of
medical staff at any time

Mobile stand





NEGATOSCOPE
MST-4000 Series



B Desktop type (option)
with one pair table stand parts



Wold Fortune 500 company purchase model
Regular Overseas Tender Winner

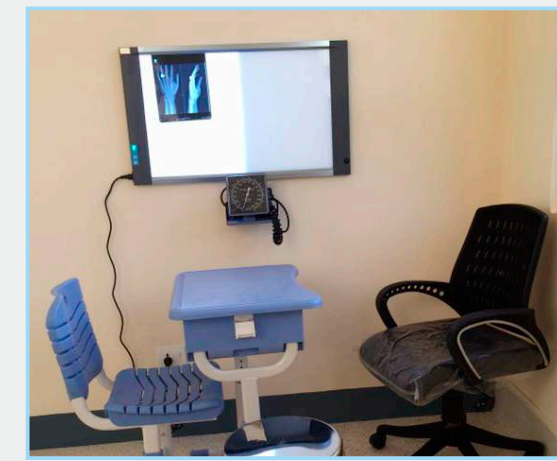


MST-4000II
Double union

A Standard type
with wall mounted hole at the back board



It adopts high brightness LED light source and microcomputer numerical control technology, high clean and bright film reading screen, wide range microcomputer brightness adjustment, energy saving and environmental protection, simple and clear appearance, harmonious integration into medical clean environment, humanized control, has become a good partner of doctors



C Mobile type (option)
with mobile stand

Automatic sensing: when the film is inserted into viewer, the individual union will be on automatically, and the other union will be in the off state, and the union will be automatically turned off when the film is removed. It avoid the reading interruption of medical staff from the light on from the other union without inserting film, so as to ensure the quality of film reading.



Application fields: hospital ward, operating room, emergency center, physical examination center, dental clinic and other medical units



MST-4000III
Triple union

NEGATOSCOPE

MST-4000IV
Quad union

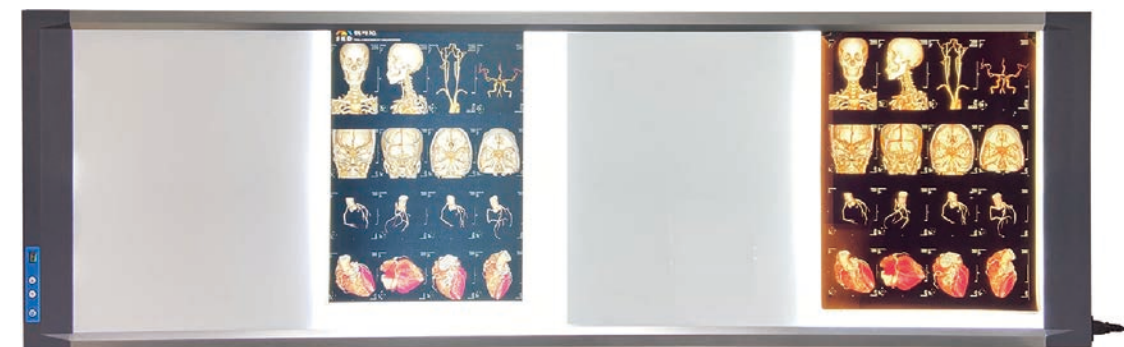


- A** Standard type
with wall mounted
hole at the back board
- B** Desktop type
(option)
with one pair table
stand parts
- C** Mobile type
(option)
with mobile stand



According to the physiological characteristics of human eyes, The color temperature of LED is limited to be above 8000K, not dazzling, even if you watch for a long time, eyes are not easy to fatigue

It can fully meet the reading and diagnostic needs of ordinary analog film, high-density digital X-ray film and molybdenum target breast film with different density.



Objective to solve the problem of observing the patient's image film by hospital ward rounds of medical staff at any time

The material of the observation screen is made of imported acrylic plate and light guide plate, which has light transmission beyond glass, good diffuse scattering performance, and durable, no deformation and no color change

This product is mainly used for clinical diagnosis, clinical teaching, scientific research observation, CT, Mr, X-ray film. It is suitable for orthopedics, internal medicine operation room and other departments that need to observe film

According to different product models and specifications, one, two, three or four films can be observed respectively or at the same time. It can be hung on the wall, or on the stand according to different needs. It can be placed on the table or moved on the ground.



We win lots of tenders and cooperate with famous brands including fortune 500 companies